

1. Cut out the title page and the last page.
1. Make a double-sided copy of the mini-book pages.(page2-page3)
2. Cut the page in half and fold along the dotted line.
3. Put the pages in order and staple them together.

MY FIRST WORDS

# FEELINGS

by \_\_\_\_\_

Copyright © by KIZCLUB.COM. All rights reserved.

Think of more feeling words.

9



sad


---

---

---

---

②



surprised


---

---

---

---

⑦



angry


---

---

---

---

④



shy

---

---

---

---

⑤



proud


---

---

---

---

⑧



happy


---

---

---

---

①



silly


---

---

---

---

⑥



scared

---

---

---

---

③