


1. Make a double-sided copy of the mini-book pages.
2. Cut the page in half and fold along the dotted line.
3. Put the pages in order and staple them together.



windy

7

MY FIRST WORDS

WEATHER


by _____

Copyright © by KIZCLUB.COM. All rights reserved.




stormy

5




rainy

2




sunny

①



foggy

②



cloudy

③



snowy

④

1. Make a double-sided copy of the mini-book pages.
2. Cut the page in half and fold along the dotted line.
3. Put the pages in order and staple them together.



windy


7

MY FIRST WORDS

WEATHER


by _____

Copyright © by KIZCLUB.COM. All rights reserved.




stormy

5




rainy

2




sunny

①




foggy

⑥



cloudy

③



snowy

④