


1. Cut out the title page and the last page.
1. Make a double-sided copy of the mini-book pages.(page2-page3)
2. Cut the page in half and fold along the dotted line.
3. Put the pages in order and staple them together.

MY FIRST WORDS

FARM ANIMALS


by _____

Copyright © by KIZCLUB.COM. All rights reserved.



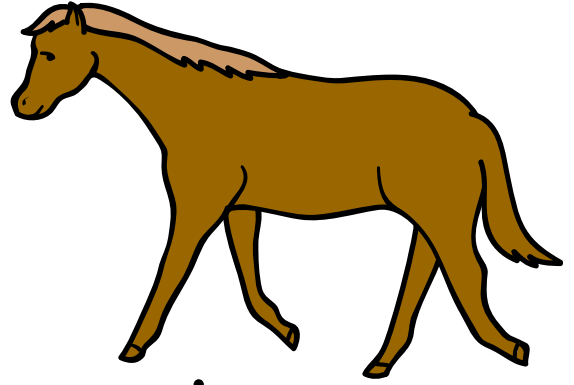
duck

9




pig

2




horse

7




hen

4




rooster

5




rabbit

8




cow

1



goat

6



sheep

3


1. Cut out the title page and the last page.
1. Make a double-sided copy of the mini-book pages.(page2-page3)
2. Cut the page in half and fold along the dotted line.
3. Put the pages in order and staple them together.

MY FIRST WORDS

FARM ANIMALS


by _____

Copyright © by KIZCLUB.COM. All rights reserved.




duck

9




pig

2




horse

7




hen

4




rooster

5




rabbit

8




cow

1



goat

6



sheep

3