

1. Make a double-sided copy of the mini-book pages.
2. Cut the page in half and fold along the dotted line.
3. Put the pages in order and staple them together.


MY FIRST WORDS

MONTHS OF THE YEAR

Copyright © by KIZCLUB.COM. All rights reserved.



December




January

1. Make a double-sided copy of the mini-book pages.
2. Cut the page in half and fold along the dotted line.
3. Put the pages in order and staple them together.

This book belongs to:

Months of the Year

- | | | | |
|---|----------|----|-----------|
| 1 | January | 7 | July |
| 2 | February | 8 | August |
| 3 | March | 9 | September |
| 4 | April | 10 | October |
| 5 | May | 11 | November |
| 6 | June | 12 | December |




February




November

1. Make a double-sided copy of the mini-book pages.
2. Cut the page in half and fold along the dotted line.
3. Put the pages in order and staple them together.




June

6



July

7



April

4



September

9

1. Make a double-sided copy of the mini-book pages.
2. Cut the page in half and fold along the dotted line.
3. Put the pages in order and staple them together.



August

8




May

5



October

10



March

3