

1. Make a double-sided copy of the mini-book pages.
2. Cut the page in half and fold along the dotted line.
3. Put the pages in order and staple them together.

## More Words

---

---

---

---

---

---

## MY FIRST WORDS

# MY FALL WORDS

Copyright © by KIZCLUB.COM. All rights reserved.




## harvest

---

---

---

---



## acorns

---

---

---

---

This book belongs to:

\_\_\_\_\_



sunflower

\_\_\_\_\_  
\_\_\_\_\_  
\_\_\_\_\_  
\_\_\_\_\_


13



halloween

\_\_\_\_\_  
\_\_\_\_\_  
\_\_\_\_\_  
\_\_\_\_\_


2



pumpkins

\_\_\_\_\_  
\_\_\_\_\_  
\_\_\_\_\_  
\_\_\_\_\_

11



scarecrow


---

---

---

---

6



leaves

---

---

---

---

7



apples


---

---

---

---

4



squirrel

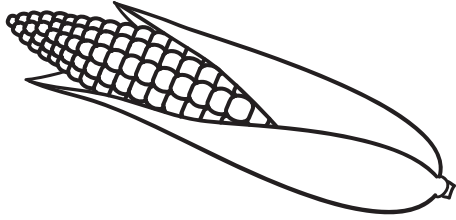
---

---

---

---

9



corn

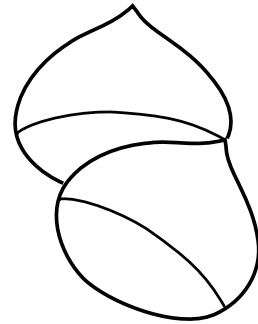
---

---

---

---

⑧



chestnuts


---

---

---

---

⑤



turkey


---

---

---

---

⑩



rake

---

---

---

---

③